

# LAKESHORE REALTY

## LOTS & LAND SALES 1ST QUARTER 2019 (JAN-MARCH)

Area	Total Sales	Minimum	Median	Maximum	Avg. DOM
Lower Tyner	1	\$325,000	-	-	238
<b>TOTAL:</b>	<b>1</b>	<b>\$325,000</b>	<b>-</b>	<b>-</b>	<b>108</b>

Price	Active	Pending	Sold
\$0 - \$400,000	6	0	1
\$400,000-\$500,000	0	0	0
\$500,000-\$600,000	1	0	0
\$600,000-\$800,000	1	0	0
\$800,000-\$1,000,000	0	0	0
\$1,000,000-\$1,500,000	0	0	0
\$1,500,000 +	1	1	0
<b>Total:</b>	<b>9</b>	<b>1</b>	<b>1</b>

Lots & Land	Q1 2018	Q1 2019	% Change
Closed Sales	2	1	<b>-50%</b>
Median List Price	\$297,500	\$375,000	<b>+26%</b>
Median Sale Price	\$265,000	\$325,000	<b>+22.6%</b>
Average DOM	744	108	<b>-85.5%</b>
Total Sales Volume	\$530,000	\$325,000	<b>-38.7%</b>

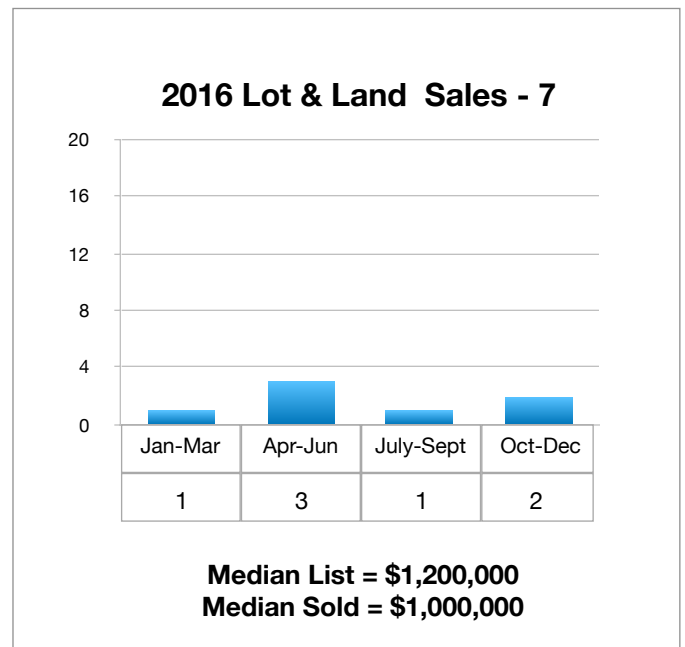




LOTS & LAND SALES, 1ST QUARTER 2019 (JAN - MARCH) PAGE 1

Address	Sales Price	Acres	Bailey/IPES	DOM
<b>Lower Tyner</b> 668 Tumble Weed	\$325,000	0.271	530	108



## Quarterly Sales 2016-2019 Lot & Land Sales



# LAKESHORE REALTY

## 2008-2019 Lots & Land Quarterly Sales

