

# LAKESHORE REALTY

Condo Sales 2019 (Jan-Dec)					
Area	Total Sales	Minimum	Median	Maximum	Avg. DOM
1000 Lakeshore	2	\$675,000	-	\$735,000	114
All Seasons Resort	5	\$295,000	\$305,000	\$365,000	91
Alta Village	1	-	-	\$806,000	129
Alta Village West	1	-	-	\$825,000	66
Bitterbrush	11	\$560,000	\$650,000	\$895,000	106
Brookstone	2	\$399,000	-	\$454,000	74
Burgundy Hill	1	-	-	\$685,000	47
Coeur Du Lac	3	\$430,000	\$560,000	\$575,000	96
Country Club Mall	3	\$492,000	\$610,000	\$798,000	59
Creekside	1	-	-	\$450,000	41
Crystal Bay Cove	2	\$1,800,000	-	\$2,175,000	230
Crystal Shores Villas	2	\$1,385,000	-	\$1,400,000	87
Crystal Towers	1	-	-	\$2,750,000	270
Diamond Ridge	1	-	-	\$900,000	74
Fairway Pines	1	-	-	\$590,000	40
Forest Pines	3	\$570,500	\$675,000	\$800,000	117
Granite Place	1	-	-	\$1,450,000	184
Glenrock	1	-	-	\$619,000	94
Heather Glen	1	-	-	\$480,000	231
High Sierra	4	\$435,000	\$464,000	\$498,000	63
Incline Manor	5	\$255,000	\$307,000	\$350,000	88
L'Ermitage	4	\$665,000	\$675,000	\$711,000	50
Lakeshore Terrace	2	\$2,100,000	-	\$2,150,000	95
McCloud	15	\$475,000	\$640,000	\$810,000	91
Millstone Manor	1	-	-	\$530,000	91
Montclair Villas	1	-	-	\$515,000	59
Mountain Shadows	17	\$360,000	\$410,000	\$451,000	72
Northshore Estates	1	-	-	\$846,000	84
Northwood Estates	5	\$410,000	\$440,000	\$545,000	72
Pine Creek	1	-	-	\$599,000	66
Pinebrook	1	-	-	\$270,000	22
Royal Pines	2	\$560,000	-	\$600,000	43
Ski Way Ridge	5	\$315,000	\$420,000	\$445,000	159
Skylake	1	-	-	\$1,075,000	35
Southwood Court	1	-	-	\$300,000	37
Southwood Pines	1	-	-	\$300,000	137
Stillwater Cove	2	\$2,389,000	-	\$4,100,000	68
Tahoe Racquet Club	4	\$421,000	\$428,000	\$435,000	39
Tahoe Sierra Pines	2	\$449,000	-	\$485,500	28
The Foursome	1	-	-	\$404,000	48
The Pointe	3	\$1,250,000	\$1,300,000	\$1,650,000	78

# LAKESHORE REALTY

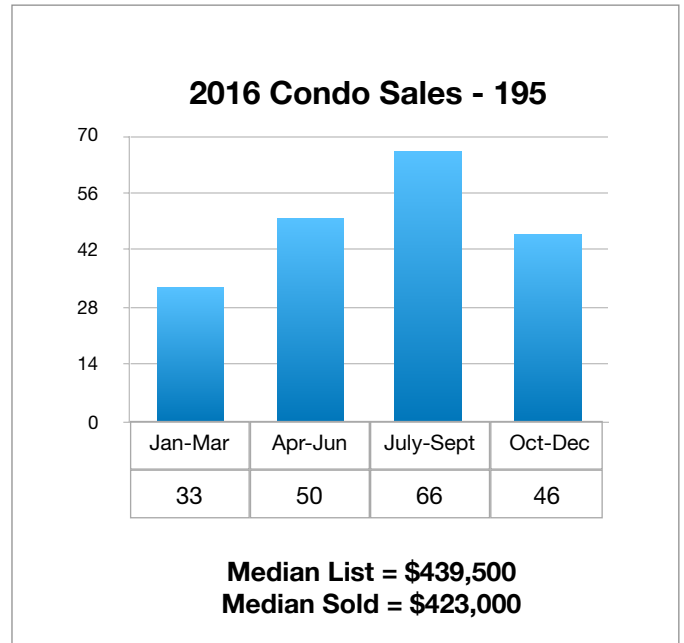
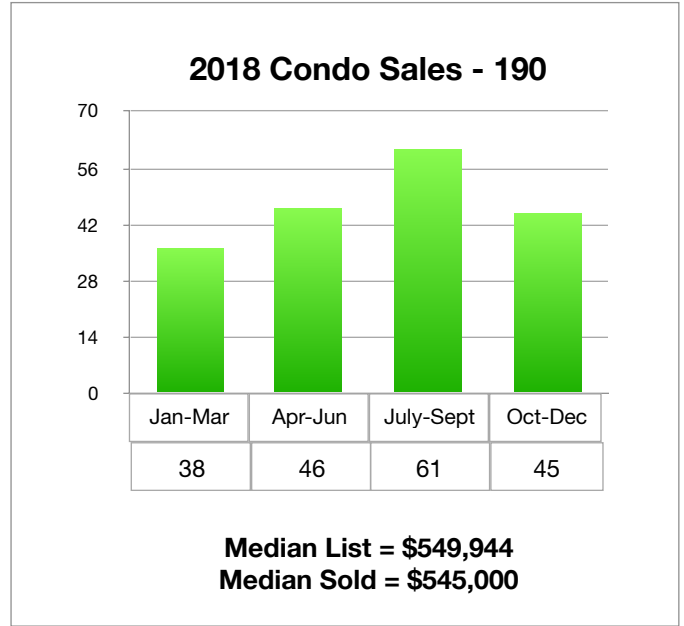
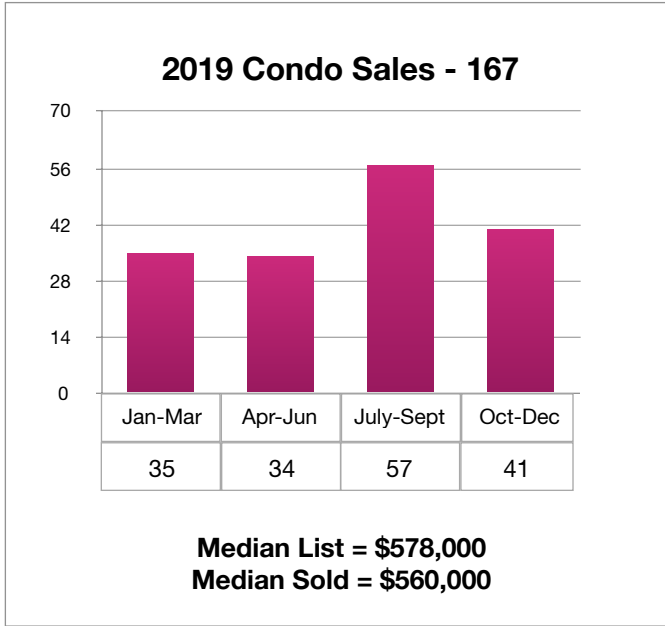
## Condo Sales 2019 (Jan-Dec)

Area	Total Sales	Minimum	Median	Maximum	Avg. DOM
The Village At Incline	2	\$775,000	-	\$805,000	70
Third Creek	10	\$735,000	\$917,500	\$1,145,000	175
Tyrolian Village	5	\$475,000	\$512,000	\$914,000	308
Village Court	1	-	-	\$315,000	98
White Pines	4	\$598,000	\$605,000	\$630,000	47
Willow Court	3	\$320,000	\$358,000	\$460,000	117
Woodminster	2	\$437,500	-	\$534,000	233
Woodstock	3	\$250,000	\$264,000	\$399,000	82
740 Crosby Court	1	-	-	\$535,000	151
941 Divot Court	1	-	-	\$669,000	67
900 Golfers Pass	1	-	-	\$567,000	89
701 Hogan Court	2	\$380,000	-	\$420,000	47
608 Lariat Circle	1	-	-	\$385,000	152
629 Lariat Circle	1	-	-	\$765,000	41
221 Lark Court	1	-	-	\$445,000	181
211 Lark Court	1	-	-	\$578,000	68
854 Lichen Court	1	-	-	\$415,000	68
981 Fairway Park	1	-	-	\$525,000	132
211 Robin Drive	2	\$350,000	-	\$350,000	177
213 Robin Drive	1	-	-	\$585,000	56
700 Titlist Drive	1	-	-	\$392,000	52
<b>TOTAL:</b>	<b>167</b>	<b>\$250,000</b>	<b>\$560,000</b>	<b>\$24,500,000</b>	<b>102</b>

Price	Active	Pending	Sold
\$0 - \$400,000	6	7	31
\$400,000-\$500,000	3	6	43
\$500,000-\$600,000	4	3	23
\$600,000-\$800,000	6	1	38
\$800,000-\$1,000,000	3	1	15
\$1,000,000-\$1,500,000	15	1	9
\$1,500,000 +	9	2	8
<b>Total:</b>	<b>46</b>	<b>21</b>	<b>167</b>

	Condos	Q4 2018	Q4 2019	% Change
Closed Sales		190	167	<b>-12.1%</b>
Median List Price		\$549,944	\$578,000	<b>+5.1%</b>
Median Sale Price		\$545,000	\$560,000	<b>+2.7%</b>
Average DOM		117	102	<b>-12.8%</b>
Total Sales Volume		\$117,680,786	\$111,607,088	<b>-5.1%</b>

## Q1 - Q4 Condo Sales Comparison 2016-2019



## 2008-2019 Condominium Quarterly Sales

